



















LISD Skyward NEW Mobile Family Access Quick Reference

<p>Downloading the App: Available for Apple and Android, search your app store for “Skyward”.</p> <ol style="list-style-type: none"> 1. Choose if you would like push notifications regarding grades (can be changed in settings later) 2. Choose “By District name” and “Lewisville”. 3. Enter your Family or Student account information. Choose “Save”. 4. Create a 4 digit PIN number and remember this- it will be asked each time you access the app. 5. Choose either the Mobile or the Desktop version. (“Desktop” requires a compatible web browser) 	
<p>Mobile Access Main screen</p> <p>The current grades for the student are shown. Change students using the drop down menu.</p>  <p>Select a grade for a class to view the details including assignments. NOTE: for more options chose the Gradebook option under the Mobile Access Menu.</p> <p>NOTE: return to this screen from anywhere in the APP by choosing the heading at the top</p>	<p>Mobile Access Menu</p>  <p>Choose the Menu link In the right corner</p> <p>MENU LINKS</p> <ul style="list-style-type: none"> list of “favorite” options recent history of options viewed Menu of available options to view Access to account information
<p>Change Password</p>  <p>Choose the Menu link In the right corner</p>  <p>Select Account >> Account information</p> <p>Choose option: Change Password.</p> <p>Log Out</p>  <p>Choose the Menu link In the right corner</p>  <p>Log Out</p>	<p>Grades (averages for each class)</p>  <p>Choose the Menu link In the right corner</p>  <p>Select: Gradebook from menu</p> <p>Choose student (if needed)</p>  <p>Select Class Grades and set filter to view current or all terms.</p>  <p>Select the grade in a column to view details including assignments and the breakdown by category.</p>
<p>View Schedule</p>  <p>Choose the Menu link In the right corner</p>  <p>Select: Schedule from menu</p> <p>Select student (if needed) at the top of the screen</p> <p>Choose to view by day or term. You can choose a specific date if selecting: “By day”.</p>	<p>Assignment Details</p>  <p>Choose the Menu link In the right corner</p>  <p>Select: Assignments from menu</p> <p>Choose student (if needed)</p> <p>Select Assignments</p> <p>Choose current, past or missing assignments</p>
<p>Accessing Report Cards / Transcripts</p>  <p>Choose the Menu link In the right corner</p>  <p>Select: Portfolio from menu</p> <p>Choose: Print or Download for the document you need.</p> <p>NOTE: “Print” will queue and take a moment to show the download link.</p>	<p>Need Help?</p> <ol style="list-style-type: none"> 1. Lisd.net >> Skyward icon >> Family Access Login>> on the login page choose: LISD Family Access FAQ & Support. 2. Search the FAQ articles or choose: Submit a Ticket. <p>LISD support staff will respond within 24 hours on school days.</p>